









High Capacity and Office Shredders

<p>IDEAL 4005</p>		<p>Innovative high capacity office shredder with electronic capacity control and automatic oil injection system for a consistently high shred performance.</p> <p>Feed opening 405 mm Shred size 6 mm strip cut Sheet capacity 42 - 47 Also shreds:</p>  <p>Dimensions and weight Height: 1010 mm Width: 640 mm Depth: 590 mm Weight: 115 kg</p>
<p>IDEAL 4002</p>		<p>High capacity office shredder for large paper sizes with ECC - Electronic Capacity Control.</p> <p>Feed opening 400 mm Shred size 6 mm strip cut or 4 x40mm cross cut Sheet capacity 33 - 35 Also shreds:</p>  <p>Dimensions and weight Height: 970 mm Width: 640 mm Depth: 590 mm Weight: 82 kg</p>
<p>IDEAL 2604</p>		<p>Centralized model with especially powerful motor for continuous operation.</p> <p>Feed opening 260 mm Shred size 4 mm strip cut or 4 x40mm cross cut Sheet capacity 26 - 28 Also shreds</p>  <p>Dimensions and weight Height: 926 mm Width: 495 mm Depth: 470 mm Weight: 48 kg</p>
<p>IDEAL 2503</p>		<p>Entry model in the category of office document shredders with 260 mm feed opening.</p> <p>Feed opening 260 mm Shred size 4 mm strip cut Sheet capacity 18 - 20 Also shreds</p>  <p>Dimensions and weight Height: 870 mm Width: 500 mm Depth: 377 mm Weight: 30 kg</p>